



**Computer Science Virtual Learning**

# **PLTW Computer Science Principles**

**April 24, 2020**

## Lesson: April 24, 2020

### Learning Target:

By the end of this lesson, students should be able to:

**Achieve the following objective:**

- **Create a slide presentation that includes text, images, and animations to communicate information about a healthcare career choice.**

**Answer the following essential question:**

- **How do I introduce a topic and express my career choices, research, and interests in an engaging, compelling way to an audience?**

**Internalize the following enduring understandings:**


- **There are different ways to convey information to entertain, engage, and inform your audience.**
- **Making a presentation is one way to share information about yourself or a healthcare career choice.**
  - **How you add to and customize a presentation gets your message across in different ways.**

# Which Computer Science Careers Interest you?

- Begin your search by going to [this website](#) and researching career possibilities.
- Then, you will follow the video prompts to create a presentation over the Computer Science career of your choice!




## **Introduction: Create a Presentation “All About My Computer Science Career Choice”**




## Practice Video: Choose a Computer Science Career, Insert Slides, and Add a


Title



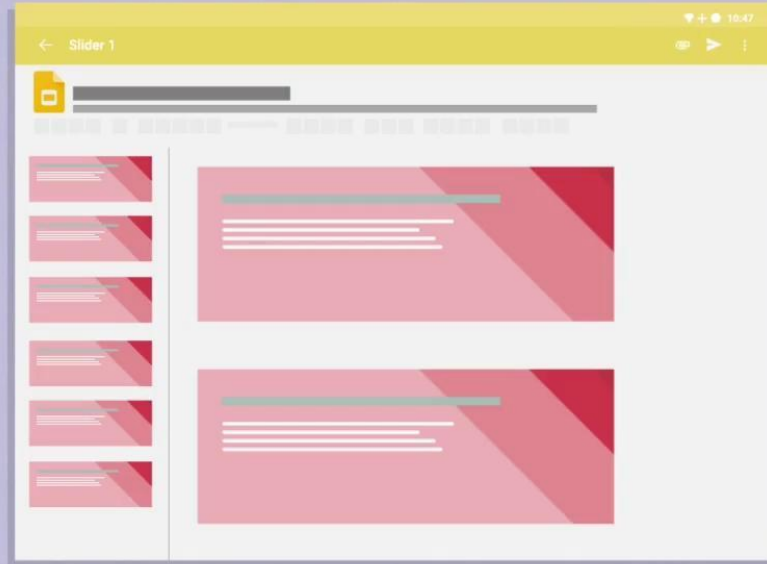
## Practice Video: Add Images and Text



## Practice Video: Add Animations and Transitions




## Practice Video: Digitally Share and Comment






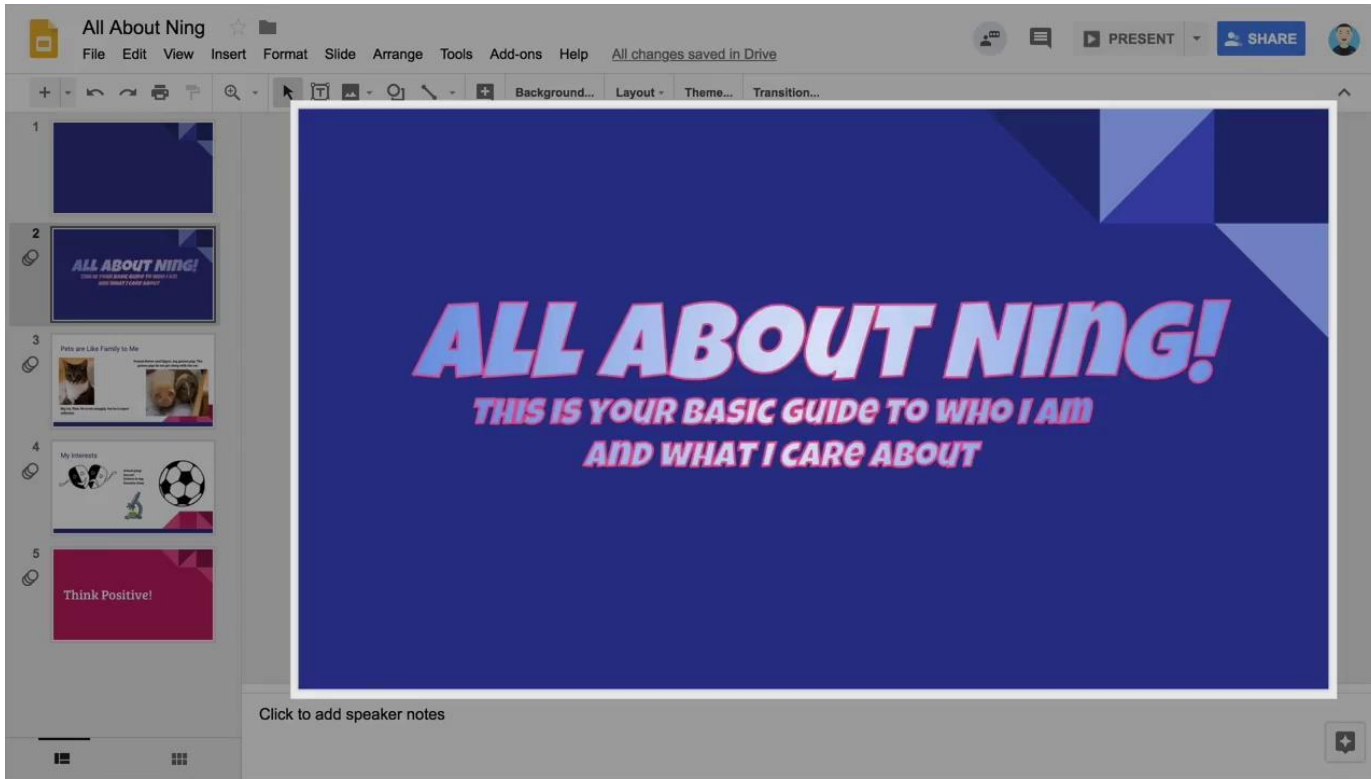
## **Practice Video: Create a Presentation “All About My Computer Science Career Choice”-Wrap up**



## Practice Video: Extension: Edit the Master Slide



# Practice Video: Extension: Customize with Word Art



The screenshot shows a Google Slides presentation titled "All About Ning" with a blue background and white and pink text. The main slide features the text "ALL ABOUT NING!" in large, bold, white letters with a pink outline, followed by "THIS IS YOUR BASIC GUIDE TO WHO I AM AND WHAT I CARE ABOUT" in smaller, pink, italicized letters. The presentation has five slides in total, with the first slide being a solid blue background. The second slide is the current slide. The third slide is titled "Pets are Like Family to Me" and features two photos of cats. The fourth slide is titled "My Interests" and features icons for a soccer ball, a microscope, and a book. The fifth slide is titled "Think Positive!" and has a pink background. The interface includes a menu bar with options like File, Edit, View, Insert, Format, Slide, Arrange, Tools, Add-ons, and Help. There are also icons for Present and Share, and a status bar at the bottom that says "Click to add speaker notes".

All About Ning

File Edit View Insert Format Slide Arrange Tools Add-ons Help [All changes saved in Drive](#)

PRESENT SHARE

Background... Layout... Theme... Transition...

1

2

3

4

5

**ALL ABOUT NING!**  
*THIS IS YOUR BASIC GUIDE TO WHO I AM  
AND WHAT I CARE ABOUT*


Pets are Like Family to Me

My Interests


Think Positive!

Click to add speaker notes

## Practice Video:Extension: Add Video



# Practice Video: Extension: Publish to the Web




The screenshot shows a web browser window with two tabs titled "All About Ning - Google Slides". The address bar shows a secure URL from docs.google.com. The slide content includes a title, two images of pets, and their respective captions.

## Pets are Like Family to Me



**My cat, Finn. He is not snuggly, but he is super talkative.**

**Peanut Butter and Zipper, my guinea pigs. The guinea pigs do not get along with the cat.**



## Practice Video:Extension: Add Effects to Text and Images

